

5 Combi-Duo



There is a Combi-Duo for all table-top units in **3 installation variants**:

Standard with rollers

In this variant a floor drain is absolutely essential or the unit drain will be lower than, for instance, a wall outlet.

- > Distance from floor to centre drainpipe: 44 mm (1 5/8").
- > Drainpipe diameter: DN 50 mm (2").

150 mm (6") unit feet

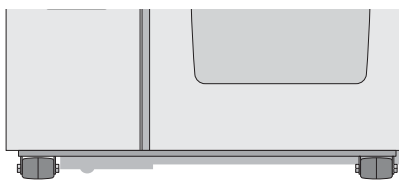
This variant is recommended if there is no floor drain, or if an uneven floor makes a height adjustment necessary.

- > Distance from floor to centre drainpipe: 116 mm (4 5/8").
- > Drainpipe diameter: DN 50 mm (2").

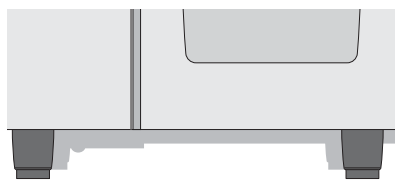
Mobile with casters

2 of 4 casters are steerable and have a parking brake.

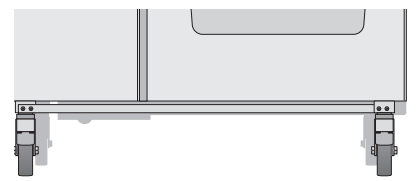
- > Distance from floor to centre drainpipe: 163 mm (6 3/8").
- > Drainpipe diameter: DN 50 mm (2").



Standard with rollers



150 mm (6") unit feet



Mobile with casters

5.1 Combi-Duo-Variants

Combi-Duo 61 on 61/101

		top unit		bottom unit	
		Type 61 Electric Art. no.:	Top rack level	Type 61 Gas Art. no.:	Top rack level
Type 61 Electric	Standard	60.71.925	1.34 m (4' 5")	60.71.925	1,34 m (4' 5")
	Feet 150 mm	60.71.926	1.41 m (4' 7")	60.71.926	1,41 m (4' 7")
	Mobile	60.71.927	1.46 m (4' 10")	60.71.927	1,46 m (4' 10")
Type 101 Electric	Standard	60.71.925	1.60 m (5' 3")	60.71.925	1,60 m (5' 3")
	Feet 150 mm	60.71.926	1.68 m (5' 6")	60.71.926	1,68 m (5' 6")
	Mobile	60.71.927	1.72 m (5' 8")	60.71.927	1,72 m (5' 8")
Type 61 Gas	Standard			60.71.928	1.54 m (5')
	Feet 150 mm			60.71.929	1.60 m (5' 3")
	Mobile			60.71.930	1.64 m (5' 5")
Type 101 Gas	Standard			60.71.928	1.78 m (5' 10")
	Feet 150 mm			60.71.929	1.86 m (6' 1")
	Mobile			60.71.930	1.90 m (6' 3")

Combi-Duo 62 on 62/102

		top unit		bottom unit	
		Type 62 Electric Art. no.:	Top rack level	Type 62 Gas Art. no.:	Top rack level
Type 62 Electric	Standard	60.71.931	1.34 m (4' 5")	60.71.931	1.34 m (4' 5")
	Feet 150 mm	60.71.932	1.41 m (4' 7")	60.71.932	1.41 m (4' 7")
	Mobile	60.71.933	1.46 m (4' 10")	60.71.933	1.46 m (4' 10")
Type 102 Electric	Standard	60.71.931	1.60 m (5' 3")	60.71.931	1.60 m (5' 3")
	Feet 150 mm	60.71.932	1.68 m (5' 6")	60.71.932	1.68 m (5' 6")
	Mobile	60.71.933	1.72 m (5' 8")	60.71.933	1.72 m (5' 8")
Type 62 Gas	Standard			60.71.934	1.54 m (5')
	Feet 150 mm			60.71.935	1.60 m (5' 3")
	Mobile			60.71.936	1.64 m (5' 5")
Type 102 Gas	Standard			60.71.934	1.78 m (5' 10")
	Feet 150 mm			60.71.935	1.86 m (6' 1")
	Mobile			60.71.936	1.90 m (6' 3")

NB:

Please note that the top unit must always be a SelfCooking Center® or CombiMaster built in or after 04/2004.