



SINA

WOK

The beautifully shaped induction wok – attractive and effective to bring out the best in your Asian cuisine.

This powerful and versatile wok enables lightning-quick cooking and maximum productivity, making it ideal for Asian and contemporary European cuisine. The quick-response control system is extremely precise and allows you to pour your creativity straight into the pan.



SINA WOK – INDUCTION WOK

- Lightweight and efficient wok pan
- Optimum system protection thanks to wok ring
- Information display
- LED status indicator
- Extra-strong ceramic wok shell (6 mm)
- Height-adjustable feet

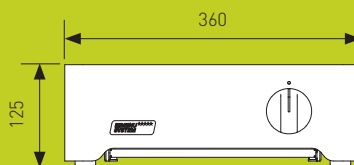

SINA WOK PAN

- | | |
|---------------|----------|
| ▪ With handle | |
| ▪ Art. no. | 200587 |
| ▪ Size | ø 360 mm |
| ▪ Volume | 6 litres |
| ▪ Weight | 1.2 kg |

The wok ring and the lightweight wok pan made from special stainless steel ensure optimum power consumption.

MAXIMUM EFFECT, COMPACT DIMENSIONS

SiNA one

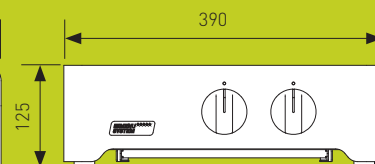



Technical specifications

Power	3.5 kW
Voltage	230 V (1LNPE)
Size	360 x 390 x 125 mm
Weight	13.6 kg
Cable length	2.2 m

The compact hob – with small dimensions but plenty of power that looks fantastic.

SiNA TWIN

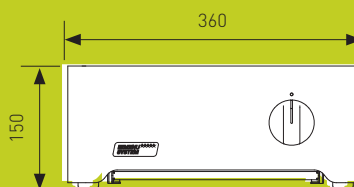
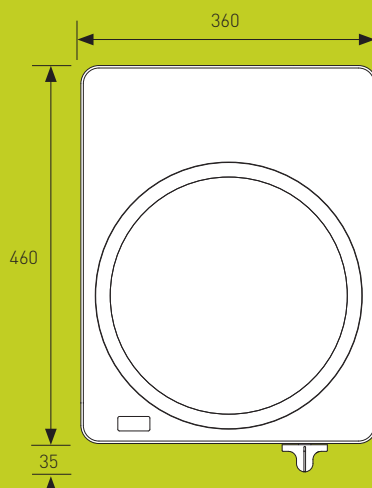


Technical specifications

Power	2 x 3.5 kW
Voltage	400 V (2LNPE)
Size	390 x 670 x 125 mm
Weight	22.5 kg
Cable length	2.2 m

Twice the power with two hobs – elegance, energy efficiency and functionality come together in perfect harmony.

SiNA WOK



Technical specifications

Power	3.5 kW
Voltage	230 V (1LNPE)
Size	360 x 460 x 150 mm
Weight	15.6 kg
Cable length	2.2 m

The beautifully shaped induction wok – attractive and effective to bring out the best in your Asian cuisine.