

# FORM MEETS FUNCTION: FANTASTICALLY TURNED OUT

For sensational cooking that captures all the senses, SINA provides the perfect foundation.



Optimum power distribution for cooking with one pan



## SINA one

**The compact hob – with small dimensions but plenty of power that looks fantastic.**

This small induction hob is specifically designed for cooking with one pan and is a true delight to behold. It delivers high power in seconds and, as you would expect, distributes it in the optimum fashion, whether you're flash frying or cooking large quantities.

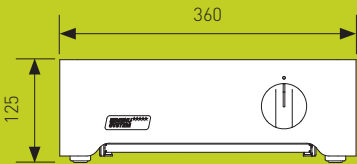



### SINA ONE – INDUCTION APPLIANCE WITH 1 HOB

- **SLIDECONTROL** patented control technology
- Automatic pan type recognition
- Integrated cookware protection system
- Information display
- LED status indicator
- Extra-strong ceramic glass (6 mm)
- Height-adjustable feet

# MAXIMUM EFFECT, COMPACT DIMENSIONS

## SiNA one

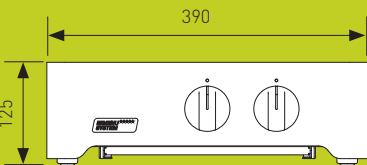



### Technical specifications

Power	3.5 kW
Voltage	230 V (1LNPE)
Size	360 x 390 x 125 mm
Weight	13.6 kg
Cable length	2.2 m

The compact hob – with small dimensions but plenty of power that looks fantastic.

## SiNA twin

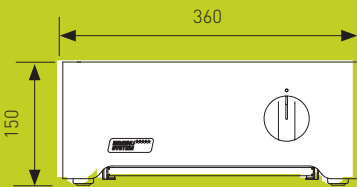
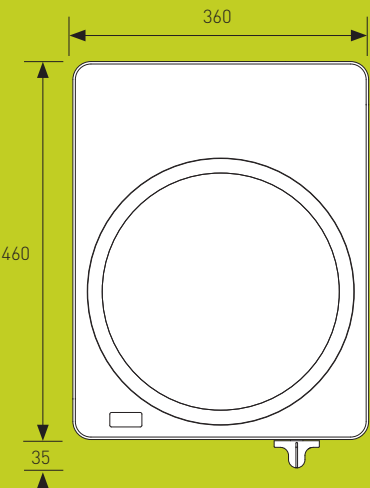


### Technical specifications

Power	2 x 3.5 kW
Voltage	400 V (2LNPE)
Size	390 x 670 x 125 mm
Weight	22.5 kg
Cable length	2.2 m

Twice the power with two hobs – elegance, energy efficiency and functionality come together in perfect harmony.

## SiNA wok



### Technical specifications

Power	3.5 kW
Voltage	230 V (1LNPE)
Size	360 x 460 x 150 mm
Weight	15.6 kg
Cable length	2.2 m

The beautifully shaped induction wok – attractive and effective to bring out the best in your Asian cuisine.