

+ x +

S25

+ x +

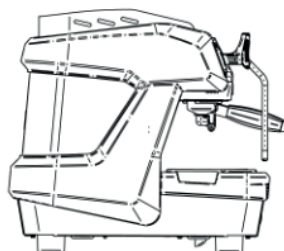
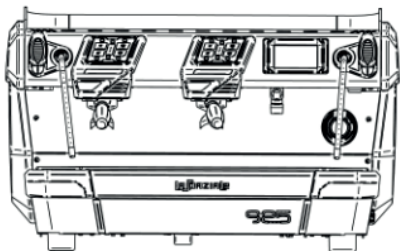
2G



3G



CARATTERISTICHE TECNICHE TECHNICAL FEATURES



bianco/
white





bronz
bronze



argento lunare/
silver moon



nero/
black

		
	2	3
L (mm/in)	840 33,07"	1073 42,24"
H (mm/in)	516 20,31"	516 20,31"
H (mm/in) (TA)	524 20,62"	524 20,62"
P (mm/in)	557 21,92"	557 21,92"
PESO - WEIGHT POIDS - PESO (kg/lb)	69 152,11	85 187,39
TAKE AWAY (TA)	74 163,14	90 198,41

		
CAPACITÀ CALDAIA - BOILER CAPACITY CAPACITE CHAUDIERE - CAPACIDAD CALDERA KESSELKAPAZITÄT - CAPACIDADE DA CALDEIRA		
	2	3
Litri - Liters Litres - Litros Liter - Litros	10	15
ALIMENTAZIONE ED ASSORBIMENTO POWER SUPPLY AND POWER ABSORPTION ALIMENTATION ET ABSORPTION - ALIMENTACIÓN Y ABSORBIMIENTO ANSCHLUßLEISTUNG UND HEIZLEISTUNG - VOLTAGEM E CONSUMO		
	2	3
Volt	230-400	230-400
Hz	50-60	50-60
W	4600	6200

Il costruttore si riserva il diritto di modificare senza preavviso le caratteristiche delle apparecchiature trattate in questa pubblicazione.
The manufacturer reserves the right to modify the features of the appliances described in this brochure with no prior notice.

- Display touch capacitivo da 4.3"
- Lance vapore cool touch
- Acqua calda temporizzata/miscelata (ATM)
- Funzione Chrono
- Rubinetto erogazione vapore a 3 funzioni On/Off/Purge
- Gestione intelligente delle resistenze (ECO, NORMAL e BOOST)
- LED RGB sui gruppi per visualizzazione stato macchina
- Funzione EGS
- Funzione ECO e monitoraggio consumi energetici
- LED illuminazione piano lavoro
- Sensore elettronico pressione boiler
- Ciclo semiautomatico lavaggio caldaia
- Manometro pressione pompa
- Storico allarmi
- Ingresso USB per aggiornamento firmware e caricamento immagini personalizzate

SUPPLEMENTI:

- Scaldatazze
- ITC Technology
- MAT 4.0
- Carrozzeria verniciata



- 4.3" capacitive touch display
- Cool touch steam wands
- Preset/mixed hot water delivery (ATM)
- Chrono function
- Steam delivery lever with 3 functions: On/Off/Purge
- Intelligent heating elements management (ECO, NORMAL and BOOST)
- RGB LEDs on the groups for machine status display
- EGS function
- ECO function and energy consumption monitoring
- LED worktop lighting
- Electronic sensor for boiler pressure
- Boiler semiautomatic cleaning cycle
- Pressure gauge for pump pressure
- Alarm history
- USB input for firmware updates and custom image loading

OPTIONS:

- Cup warmer
- ITC Technology
- MAT 4.0
- Painted body

- Pantalla táctil capacitiva de 4,3"
- Lanzas vapor cool touch
- Agua caliente temporizada/mezclada (ATM)
- Función Chrono
- Grifo erogación vapor con 3 funciones de encendido/apagado/purga
- Gestión inteligente de la resistenciat (ECO, NORMAL y BOOST)
- LED RGB en los grupos para visualización del estado de la máquina
- Función EGS
- Función ECO y monitorización del consumo energético
- LED iluminación plan de trabajo
- Sensor electrónico de presión de caldera
- Boiler semiautomatic cleaning cycle
- Indicador de presión de bomba
- Historial de alarmas
- Entrada USB para actualizaciones de firmware y carga de imágenes personalizadas

OPCIONES:

- Piano calientatazas
- ITC Technology
- MAT 4.0
- Cuerpo pintado

- Écran tactile capacitif de 4,3"
- Lances vapeur cool touch
- Eau chaude programmée et mitigée (ATM)
- Fonction Chrono
- Robinet vapeur à 3 fonctions: On/Off/ Purge
- Gestion intelligente de la résistance (ECO, NORMAL et BOOST)
- LED RGB sur les groupes pour l'affichage de l'état de la machine
- Fonction EGS
- Fonction ECO et suivi de la consommation d'énergie de la machine
- LED éclairage plan de travail
- Capteur pression chaudière électronique
- Cycle semi-automatique lavage chaudière
- Manomètre pression pompe
- Mémoire alarmes
- Port USB pour les mises à jour du firmware et le chargement d'images personnalisées

OPTIONS:

- Chauffe-tasse
- ITC Technology
- MAT 4.0
- Carrosserie peinte