

Client _____ Quantity _____
 Project _____ Position _____

Pizza EN60x40 counter 3 doors

Model: TZ17/1M-710

Cod: T40303000261



Technical data

Top:	With top and splashback
Gross capacity:	607 lt
Temperature range:	-2°+8°C
Refrigerant unit:	Plug-In
Energetic class:	B
Energy efficiency index:	31
Annual consumption:	858 kW/h annum
24h consumption:	2,351 kW/h/24h
Climate class:	5
Cooling gas:	R290
Defrost:	Hot gas
Body height:	710 mm
Valve:	Supplied standard with solenoid
Dimensions:	2005×800×1040 mm
Packing dimensions:	2100×900×1080 mm
Gross weight:	260 Kg
Voltage:	220-240 V - 50 Hz
Total rate:	250 W
Absorbed Current:	1,15 A
Cooling capacity:	406 W*
*:	Evap. -10°C Cond. +55°C

Features

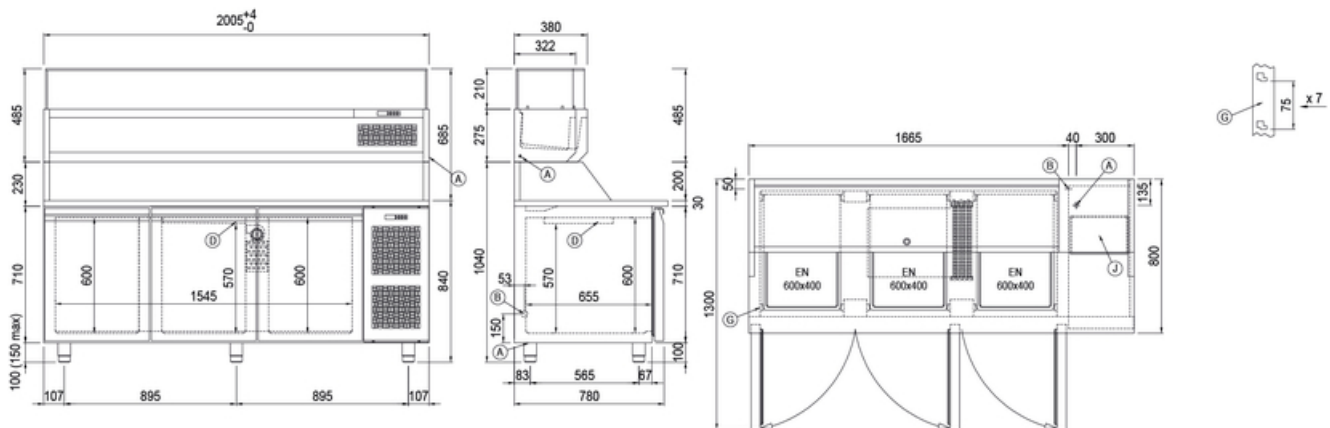
Standard equipment:	12 slides EN60x40
Control:	Electronic, display flush with the panel
Doors:	3 doors, self-closing, reversible with 105° stop
Door gasket:	Magnetic, triple chamber and easily replaceable
Insulation:	60 mm thickness - CFC/HCFC free
Exterior/interior finishing:	Exterior and interior AISI 304 stainless steel.
Inner corners:	Rounded for easy cleaning and ensuring maximum hygiene
Handle:	Stainless steel AISI 304, 2 mm thick
Racks and slides:	Acciaio inox AISI 304
Feets:	Stainless steel AISI 304, adjustable h 100-150 mm

COSMO - wi-fi control

Cosmo is the innovative wi-fi technology that allows to connect all Coldline appliances in the kitchen and monitor them constantly from your smartphone. Connect Pizza counters to a Cosmo hub (MODI, VISION or LEVTRONIC) and from the app you can check the operating conditions of each machine in real time and receive any alerts in the event of power cuts or improper personnel interventions.



Technical draw



- A:** Power supply cable outlet
- B:** Condensation water drain
- D:** Airflow conveyor
- G:** Racks pitch
- J:** Automatic evaporation of condensing water


In order to constantly offer the best possible products we reserve the right to make changes on technical specifications without incurring any obligation for equipment previously or subsequently sold.

Client _____ Quantity _____
Project _____ Position _____

Display case for ingredients 2005 mm

Model: VP20/9NL

Cod: V42201010001



Technical data

Gross capacity:	79 lt
Temperature range:	+2°+10°C
Refrigerant unit:	Plug-In
Cooling gas:	R290
Valve:	Supplied standard with solenoid
Dimensions:	2005×380×485 mm
Packing dimensions:	2065×450×473 mm
Gross weight:	80 Kg
Voltage:	220-240 V - 50 Hz
Total rate:	250 W
Absorbed Current:	1,15 A
Cooling capacity:	406 W*
*:	Evap. -10°C Cond. +55°C

Features

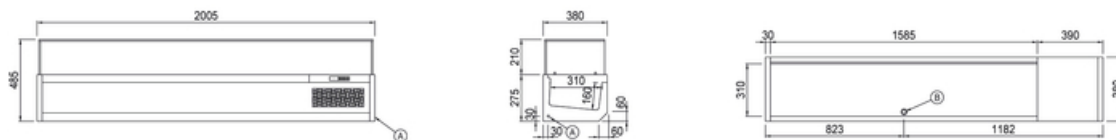
Control:	Electronic, display flush with the panel
Insulation:	30 mm thickness - CFC/HCFC free
Exterior/interior finishing:	Exterior and interior AISI 304 stainless steel.
Inner corners:	Rounded for easy cleaning and ensuring maximum hygiene

COSMO - wi-fi control

Cosmo is the innovative wi-fi technology that allows to connect all Coldline appliances in the kitchen and monitor them constantly from your smartphone. Connect Display case for ingredients to a Cosmo hub (MODI, VISION or LEVTRONIC) and from the app you can check the operating conditions of each machine in real time and receive any alerts in the event of power cuts or improper personnel interventions.



Technical draw



A: Power supply cable outlet

B: Condensation water drain

In order to constantly offer the best possible products we reserve the right to make changes on technical specifications without incurring any obligation for equipment previously or subsequently sold.