

Client \_\_\_\_\_ Quantity \_\_\_\_\_  
 Project \_\_\_\_\_ Position \_\_\_\_\_

## Master GN counter 3 doors + 2 drawers

Model: TS21/1M-760

Cod: T10400001202



### Technical data

Top:	Without top
Gross capacity:	649 lt
Temperature range:	-2°+8°C
Refrigerant unit:	Plug-in
Energetic class:	B
Energy efficiency index:	32,5
Annual consumption:	915 kW/h annum
24h consumption:	2,507 kW/h/24h
Climate class:	5
Cooling gas:	R290
Defrost:	Hot gas
Body height:	760 mm
Valve:	Supplied standard with solenoid
Dimensions (mm):	2260x680x860 mm
Packing dimensions:	2355x800x998 mm
Gross weight:	192 Kg
Voltage:	220-240 V - 50 Hz
Total rate:	250 W
Absorbed Current:	1,15 A
Cooling capacity:	406 W*
*:	Evap. -10°C Cond. +55°C

### Features

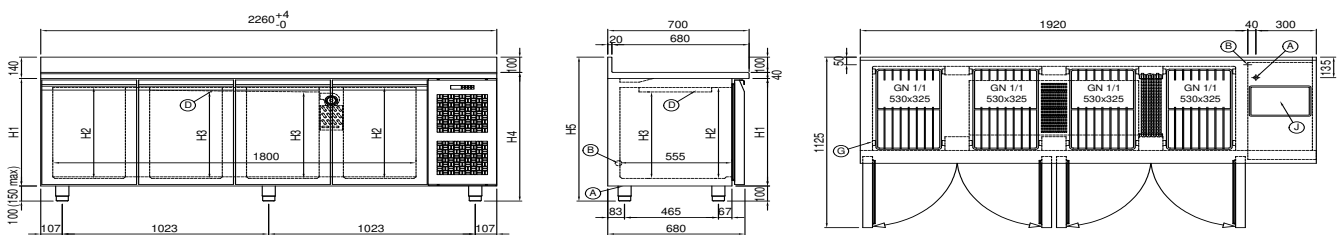
Standard equipment:	4 slides, 4 plastic coated GN1/1 shelves
Control:	Electronic, display flush with the panel
Doors:	4 doors, self-closing, reversible with 105° stop
Door gasket:	Magnetic, triple chamber and easily replaceable
Insulation:	60 mm thickness - CFC/HCFC free
Exterior/interior finishing:	Exterior interior and back in AISI 304 stainless steel. Base in colaminated steel.
Inner corners:	Rounded for easy cleaning and ensuring maximum hygiene
Handle:	Stainless steel AISI 304, 2 mm thick
Racks and slides:	Stainless steel AISI 304
Feets:	AISI 304 stainless steel adjustable h 100/150 mm
Cosmo:	Predisposed for Cosmo Hub connection

## Accessories and variants

Drawers 1/2	Granite flat worktop
Drawers 1/3	Granite worktop with splashback
Drawers 1/3 + 2/3	Service water sink Ø 300 mm
Special counter body heights 650 mm	Single lever mixer hole Ø 3/4
Special counter body heights 700 mm	Adjustable feet h 145/195 mm
Special counter body heights 750 mm	6 Swivel and brake castors h 128 mm
Technical compartment on the left	Brackets for GN pans for drawer
Lock with key for drawer 1/2	GN1/2 container + lids kit for drawer, h 150 mm
Lock with key for drawer 1/3	GN1/3 container + lids kit for drawer, h 150 mm
Lock with key for drawer 1/3 + 2/3	Bottles shelf, stainless steel coating for shelf 350
Glass door	Stainless steel shelf GN1/1
LED lighting	Plastic coated shelf GN1/1
RAL customisable colouring	Pair of type C slides 505 mm
Plug-in water unit	Serial interface, RS485 cable
Stainless steel evaporator	Cosmo connection kit
Power supply frequency 60Hz	IP44 schuko socket with cover
Other special voltage	Removable plinth GN 4D h 50 mm
Internal hygiene H3	Removable plinth GN 4D h 100 mm

\*The installation requires a kit for the replacement of the racks

## Technical draw



**A:** Power supply cable outlet

**B:** Condensation water drain

**D:** Airflow conveyor

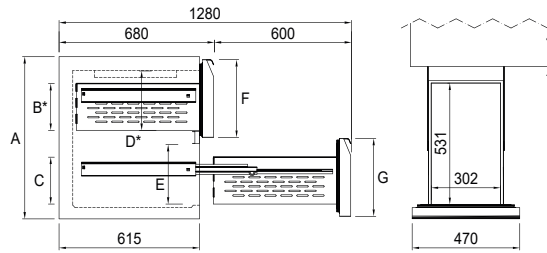
**G:** Racks pitch

**J:** Automatic evaporation of condensing water

In order to constantly offer the best possible products we reserve the right to make changes on technical specifications without incurring any obligation for equipment previously or subsequently sold.



Refrigerated drawers 1/2  
for -2°+8°C and -15°-22°C counters

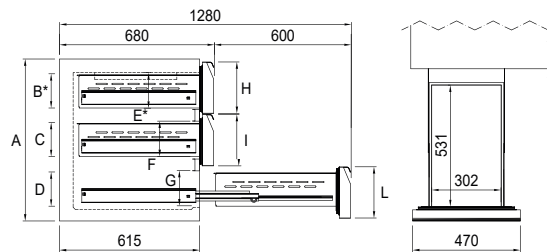


	650 - 660	700 - 710	750 - 760
A	650 - 660	700 - 710	750 - 760
B	180	205	205
C	205	205	205
D	230	260	270
E	235	260	285
F	315	340	365
G	315	340	365

\* The drawer below the air conveyor has a reduced volume




Refrigerated drawers 1/3  
for -2°+8°C and -15°-22°C counters

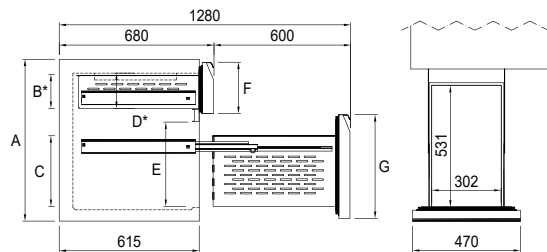


	650 - 660	700 - 710	750 - 760
A	650 - 660	700 - 710	750 - 760
B	95	150	150
C	150	150	150
D	95	150	150
E	155	155	160
F	155	155	180
G	105	155	170
H	225	225	240
I	225	225	240
L	175	225	240

\* The drawer below the air conveyor has a reduced volume

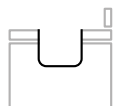


Refrigerated drawers 1/3 + 2/3  
for -2°+8°C and -15°-22°C counters



	650 - 660	700 - 710	750 - 760
A	650 - 660	700 - 710	750 - 760
B	95	150	150
C	260	310	310
D	155	155	160
E	320	370	395
F	225	225	240
G	405	455	490

\* The drawer below the air conveyor has a reduced volume



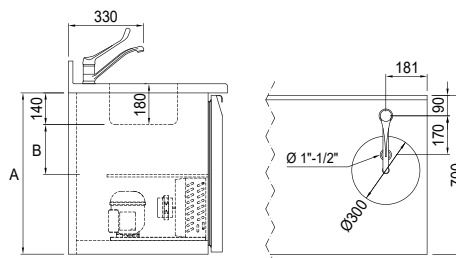
Service water sink Ø 300 mm\*

Cod: O922100020  
€ 782,00



Single lever mixer hole Ø 3/4

Cod: O922200020



	650	660	700	710	750	760
A	650	660	700	710	750	760
B	165	170	215	220	265	270

\* Siphon not supplied, water inlet-outlet hole to be provided by the installer.

\* Available for versions 2, 3, 4 doors plug-in.