

Marlin

A close-up photograph of a conveyor belt system. The belt has a light brown, woven mesh surface. It is mounted on a white plastic frame. The background is dark, and there's a blue curved line at the bottom right corner of the image.

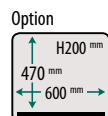

Perfect fit for greater packaging needs and high volumes of food products. Absolute must-have for large-sized, companies that process food products such as meat, fish, fruit, vegetables and nuts. Wide range of options available, such as Sensor control, Advanced Control System and Liquid control.

Marlin



“Marlin offers long lasting quality and a lot of options in terms of size and performance. An essential, everyday tool.”

MARLIN 52

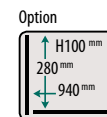



PUMP CAPACITY 63 m³/h
MACHINE CYCLE 15-40 sec
CHAMBER DIMENSIONS
520 x 500 x 200 mm
MACHINE DIMENSIONS
710 x 700 x 1025 mm
SEAL BAR 2 X 520 mm
WEIGHT 165 kg
VOLTAGE 400V-3-50Hz
POWER 2,4 - 3,5 kW

STANDARD
TIME CONTROL, DOUBLE SEAL/
CUT-OFF SEAL/WIDE SEAL,
SOFT AIR, 2ND SEAL BAR

OPTIONS
SENSOR CONTROL,
LIQUID CONTROL, ACS, GAS FLUSH,
1-2 CUT-OFF SEAL

MARLIN 90



PUMP CAPACITY 63 m³/h
MACHINE CYCLE 15-40 sec
CHAMBER DIMENSIONS
320 x 890 x 100 mm
MACHINE DIMENSIONS
480 x 1066 x 970 mm
SEAL BAR 2 x 320 mm
WEIGHT 165 kg
VOLTAGE 400V-3-50Hz
POWER 2,4 - 3,5 kW

STANDARD
TIME CONTROL, DOUBLE SEAL/
CUT-OFF SEAL/WIDE SEAL,
SOFT AIR

OPTIONS
SENSOR CONTROL,
LIQUID CONTROL, ACS, GAS FLUSH

The machine dimensions listed refer to length x width x height. Other voltages available. Textual and printing errors reserved.